



Belfast
Children's
Festival

The Alien's Guide To Dance Gone Wrong by Maiden Voyage Dance

Information Pack



This is The MAC where you will see your performance.



This is the main door.
You will come into the building through this door.



This is the reception area.
This is where you will get any information you need.
There will be lots of other children and adults here on the
day of your visit.




This is Rhonda.
Rhonda is here to help you with anything if you need it.

Your performance is in a theatre called 'Upstairs at the MAC'.



This is the door to 'Upstairs at the MAC'.
You go through this door when it is time for your
performance. You will need to cross a darkened
corridor.

These are your seats.



It may be a little bit dark inside but not too dark.



Here are some examples of the toilet signs.



This is what the doors look like.
There are toilets throughout the building you can use.



This is what some of the toilets will look like.



If you need a break, you can take the stairs or the lift and go to floor 2.



There, you will find The Landing, our chill zone. This is a special area for you if you need a break during your visit. You can come back to the performance whenever you like.



This is a relaxation toy. It will be available at your performance and is yours to take home.



These are earplugs. They will be available at your performance and are yours to take home.

The performance you will see is called 'The Alien's Guide To Dance Gone Wrong'.
It is about Aliens from another planet who want to learn to dance like humans.

This is David



This is Vasiliki



This is Hannah



The lights will dim during the play but you will always be able to see your way out.

David will use a bright yellow finger in the show! He will wear a white shirt with a special black furry bib that turns into a light blue cape!



He also wears black shorts, tights and black shoes. David is 6ft 6inches tall!

Vasiliki will use these bright yellow plastic asparagus in the show! She will wear a white shirt, velvet bib, black shorts, tights and black shoes.

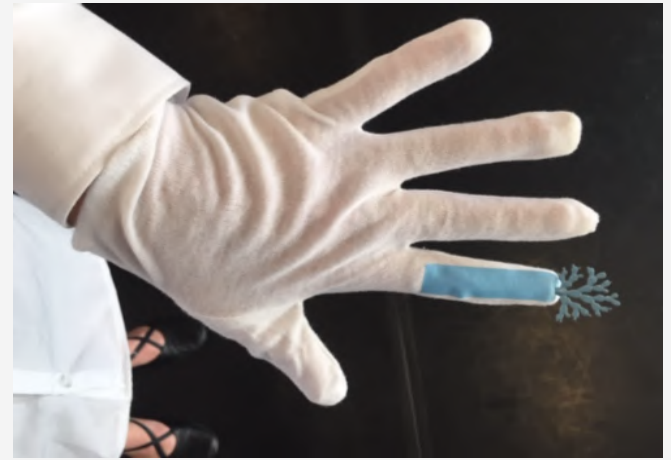


Hannah wears a white shirt with a plastic see through bib and bright yellow beads. She wears black shorts and black shoes.






A blue alien bag,
black furry
skateboard,
yellow fingers
and asparagus



A forest on
a finger



Long soft blue
prop in a pink
carry bag and a
folding bright
yellow cane

David Hannah and Vasiliki will use different colorful props in each dance. You can see some of these objects in the photographs above.

Here is some information about the seven dances they will demonstrate.

Dance 1

- We see the three dancers enter the stage. **Hannah** and **Vasiliki** put blindfolds on.
- They perform a robotic duet together inside the small square.
- They move in straight lines across, up and down and on a diagonal.
- They take a different number of steps for each line they make 5s 9s, 8s, 7s and 6s. They never step over the lines.
- **David** stays outside of the square and he puts on a bright yellow finger.
- He demonstrates the lines of the floor pattern of their duet.

Dance 2

- **David** and **Hannah** perform a duet inside the square **but** we can mostly see only David as Hannah is hiding behind him.
- Who owns which arm, hand, leg? They are walking in counts of 5s and then moving their arms on 7s.
- **Vasiliki** stays outside the space holding two bright yellow asparagus and demonstrates their floor pattern and later shows some arm movements.
- **Vasiliki** brings David a magic wheeled platform (a skateboard covered with furry material). They all move inside the square with the furry skateboard.

Dance 3

- The dancers put on white gloves that have very small blue trees on the tips of the finger.
- Vasiliki walks with her hands and feet on the floor.
- David is giving Vasiliki instructions about which part of her body to move, a bit like a puppet and a puppeteer.
- Hannah stays outside the square.

Dance 4

- The music in this section has a strong, clear beat and the dancers move elegantly and slowly in diagonal lines across the square repeating a pattern of movement with their legs, arms, head and eyes.
- When they reach the corner of the square they then tip toe around to start again.
- Each dancer is holding a **short yellow stick**.
- At the end of the dance the three pieces join together to become a long **yellow walking stick**.

Dance 5

- In this section we see the dancers on the outside of the square picking up some **bright pink handbags**.
- They have a fast dance counted on 6.
- One person leaves the square and another person enters until they are all inside the lines.

Dance 6

- All three dancers put on a long, pointy, yellow finger.
- **Hannah** is in the square and shows us her Rumba with her feet.
- **Vasiliki** is on top of the furry black box and shows us hip movements.
- **David** is on the floor tapping his yellow finger.

Dance 7

- In this final dance, they place the long blue soft object on the box.
- **Vasiliki** carries the handle of a bag and **David** and **Hannah** each carry a **blue handbag** with pom poms.
- They all quickly move in and out of the square sometimes dancing together sometimes alone with very funny moves.

The End

We hope that you will have a great time with us !



This pack was compiled for you by Young at Art.
We would like to thank Maiden Voyage Dance for their advice and support.
We would also like to thank The MAC and all Young at Art friends for their support
of Relaxed Performances.